

L HEAD SPECIFICATION GUIDE


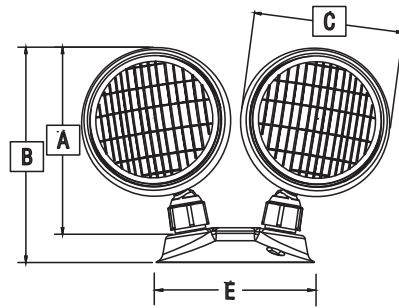
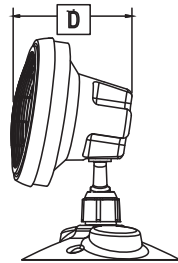
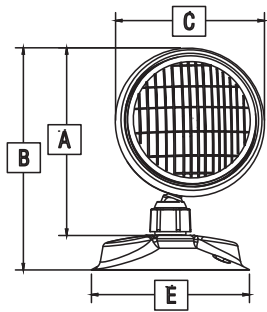
L Heads can be ordered as remotes only or can be ordered mounted on the Tufflite S&H Series of emergency lights. Constructed of high impact thermoplastic the L heads are available as single or double remotes, and can be configured for weatherproof and shatter resistant applications.

Construction

- Constructed of high impact thermoplastic and available in white standard or black to order
- Available as single or double remotes
- Wide selection of lamps available in 6, 12, or 24 volt DC
- Unique locking collar locks the PAR36 lens in place and provides for easy lamp replacement
- Swivel is mechanically adjustable and locks in place
- Can be configured for weatherproof or shatter resistant applications

L Remote Head Dimensions

Model	A	B	C	D	E
L SINGLE	5-7/8"	7.0"	4-3/4"	3-5/8"	5.0"
L DOUBLE	5-7/8"	7.0"	11-1/2"	3-5/8"	5.0"



DISCONTINUED



ORDERING GUIDE – L

Example: L-C67-1-WP

Model	Lamp Selection			No. of Heads	Options
	6 Volt	12 Volt	24 Volt		
L	W67 6 Volt 7 Watt Wedge Base Tungsten	W129 12 Volt 9 Watt Wedge Base Tungsten	W249 24 Volt 9 Watt Wedge Base Tungsten	1 Single Remote 2 Double Remote	WP Weatherproof SR Shatter Resistant Coating B Black Finish
	W69 6 Volt 9 Watt Wedge Base Tungsten	W1212 12 Volt 12 Watt Wedge Base Tungsten	W2418 24 Volt 18 Watt Wedge Base Tungsten		
	C612 6 Volt 12 Watt Capsule Halogen	W1218 12 Volt 18 Watt Wedge Base Tungsten	W2425 24 Volt 25 Watt Wedge Base Tungsten		
	C620 6 Volt 20 Watt Capsule Halogen	C1212 12 Volt 12 Watt Capsule Halogen	C2412 24 Volt 12 Watt Capsule Halogen		
		C1220 12 Volt 20 Watt Capsule Halogen	C2420 24 Volt 20 Watt Capsule Halogen		
		C1255 12 Volt 55 Watt Capsule Halogen	C2450 24 Volt 55 Watt Capsule Halogen		
L					

Fill in fields from categories above and complete type and part

Type Number:

Full Part Number: