

# RAZOR MK3 REMOTE

## Ultra-Thin Die-Cast Remote LED Exit Sign

The Razor MK3 Remote is designed to be powered by a master exit sign, available in our Sovereign II, Sentry SEN, or Razor series, with the 'REX' Remote Exit Master option specified. The Razor Remote can be configured as a single or double face sign. The Razor Remote is powered by a low-voltage 5V connection from the Master Unit, simply requiring min 20 awg conductors. Razor Remote replicates the Razor MK3 with field-selectable top or end canopy mounting, with optional square pendant rod or recessed wall mount option for all recessed applications.



### CONSTRUCTION

- Razor thin 5/8" Pressure Die Cast Aluminum. Available in Fine Grain Brushed Aluminum or powder coated pure White or Black finishes. Other finishes available to order
- Light Guide, light engine, and electrical connectors are neatly housed in a single injection-molded frame assembly with flexible circuit board and simple mating connector
- Mounts to standard 4S Junction box in Wall, Canopy or Pendant mount configurations
- Unique snap fit housing design eliminates unsightly hardware
- Removable face with field selectable Chevron directional indicators
- Low profile canopy for universal end or top mount applications
- Recessed tray constructed of flame retardant, high-impact ABS plastic with integrated electronics, designed for discreet architectural applications (-REC option)
- Optional polycarbonate face shield with snap-fit installation ideal for vandal resistant and low level applications (U.L. listed for floor proximity installation)
- Hang Straight 1/2" Seismic rated extruded aluminum matching tube pendant and adaptors.

### ELECTRICAL

- High Intensity LED array provides exceptional energy efficiency with just 2.0 watts power consumption for Single and Double face models.
- Solid State circuitry provides optimum condition power supply for the LED's which are powered at less than 50% of their rated operating current ensuring minimal heat dissipation and subsequent exceptional LED life predicated to maintain 80% luminosity after 20 years continuous operation
- Sovereign II, Sentry SEN, and Razor series will power and monitor a Razor remote Single or Double Face Razor remote via a two wire 5 Volt AC/DC min.20 awg conductor
- UL and CSA listed as standard "Suitable for use in damp locations 10° - 40° C"

### ILLUMINATION

- Unique injection molded 3mm refractive light guide produces flawless uniformity and vibrantly illuminated 18fl legend -7 times the minimum UL 924 requirement at a 100' viewing distance
- Red or Green LED with 6" letters and 3/4" stroke
- Maintenance free LED light source with 25+ year's life expectancy

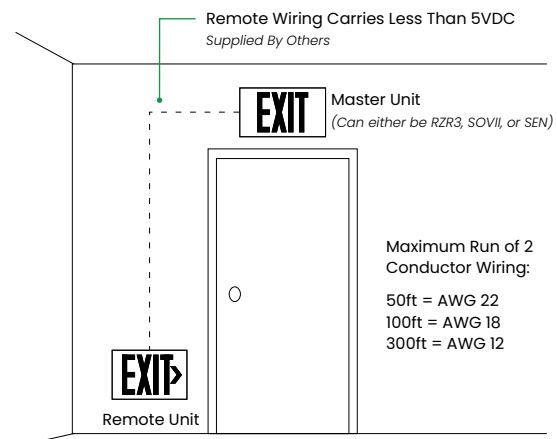
### CERTIFICATION

- Tested and Listed by Underwriters Laboratories in compliance with UL924 and CSA-C22.2 No. 141-15. Razor also meets or exceeds all performance standards as required by NFPA 101 Life Safety Code, NFPA 70-NEC and OSHA
- California Energy Commission (CEC) Title 20 Compliant
- Buy American Act compliant

### WARRANTY

- 5 Year Limited Warranty - view complete warranty terms online at [www.evenlite.com/terms-warranty](http://www.evenlite.com/terms-warranty).

### MASTER-REMOTE DIAGRAM



## ORDERING GUIDE

RZRR3-R-1-BA-1B

MODEL	LETTER COLOR	NO. OF FACES	FACE & BODY COLOR	MOUNTING	OPTIONS	ORDERING NOTES
RZRR3	<b>R</b> Red	<b>1</b> Single	<b>BA</b> All Brushed Aluminum	<b>1B</b> Wall Mount, No Canopy	<b>RS</b> Razor Polycarbonate Security Cover <sup>5</sup>	<ol style="list-style-type: none"> <li>Includes two faces, backplate, and canopy</li> <li>Specify preference</li> <li>Top, Left, Right End Mount</li> <li>Only available as a Single Face Configuration</li> <li>Vandal-resistant snap lock clear polycarbonate cover. Available for Single or Double face signs in all mounting configurations. Listed for floor proximity installation</li> </ol>
	<b>G</b> Green	<b>2</b> Double	<b>BK</b> All Black	<b>CN</b> Universal Canopy Mounting Kit <sup>3</sup>		
		<b>U</b> Universal <sup>1</sup>	<b>WH</b> All White	<b>PA</b> 12" Hang Straight Pendant Mount		
			<b>CC</b> Custom Color <sup>2</sup>	<b>PB</b> 24" Hang Straight Pendant Mount		
				<b>PC</b> 36" Hang Straight Pendant Mount		
				<b>PD</b> 48" Hang Straight Pendant Mount		
				<b>PE</b> 60" Hang Straight Pendant Mount		
				<b>PF</b> 72" Hang Straight Pendant Mount		
				<b>REC</b> Recessed Wall Mount <sup>4</sup>		
RZRR3						

Fill in fields from categories above and complete type and part number.

Type No:

Full Part No:

## ADDITIONAL IMAGES



**WHITE HOUSING FINISH**  
Wall Mount



**BLACK HOUSING FINISH**  
Wall Mount



**WHITE HOUSING FINISH**  
Recessed Wall Mount



**BRUSHED ALUMINUM FINISH**  
With Hang Straight Pendant

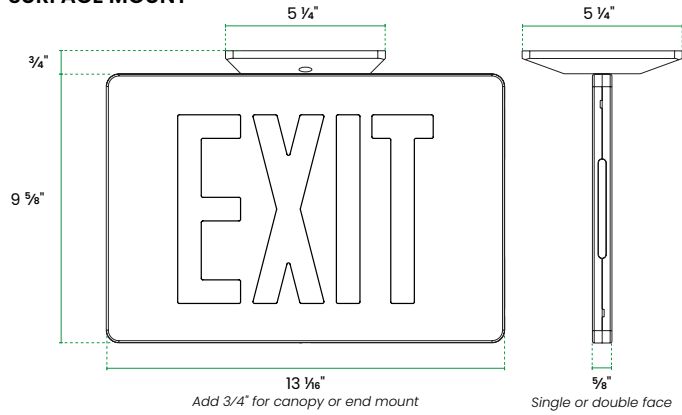
## OPTIONS & ACCESSORIES



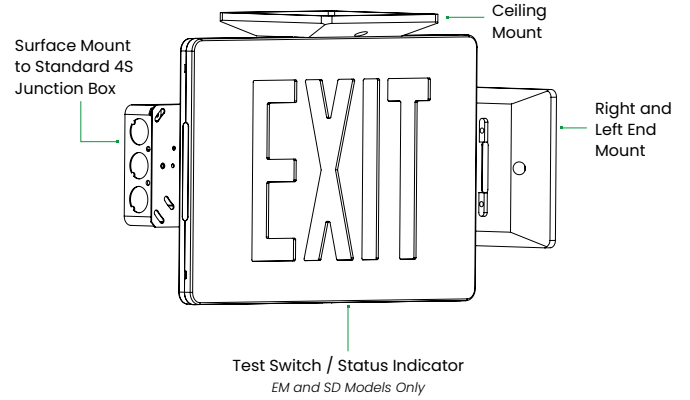
**POLYCARBONATE SECURITY COVER**

## DIMENSIONS & MOUNTING

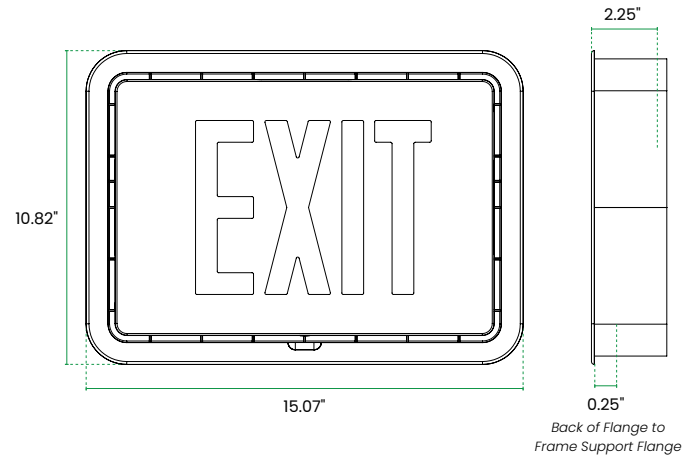
### SURFACE MOUNT



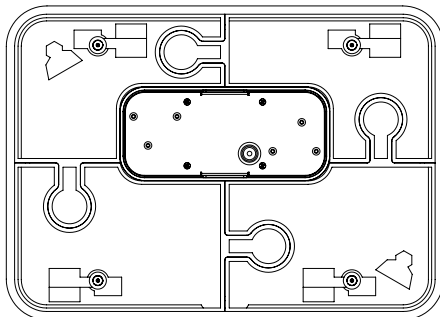
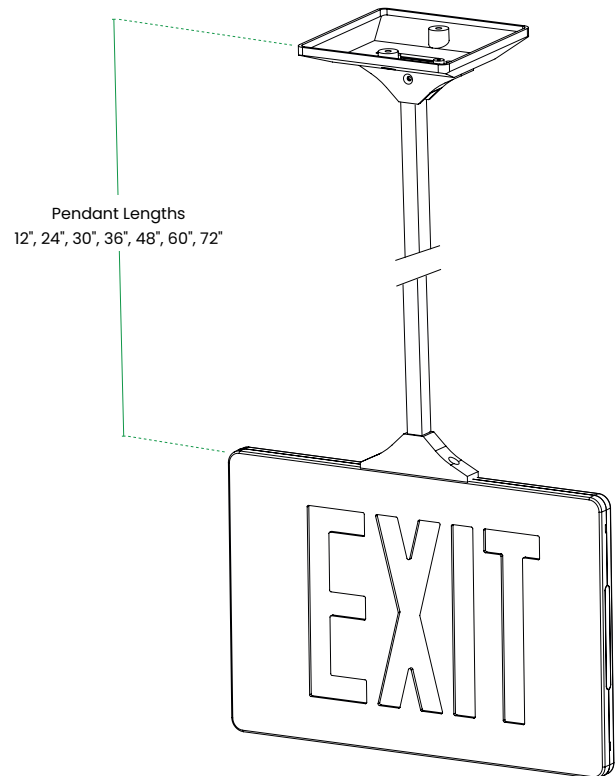
### UNIVERSAL MOUNT



### RECESSED MOUNT




### PENDANT MOUNT

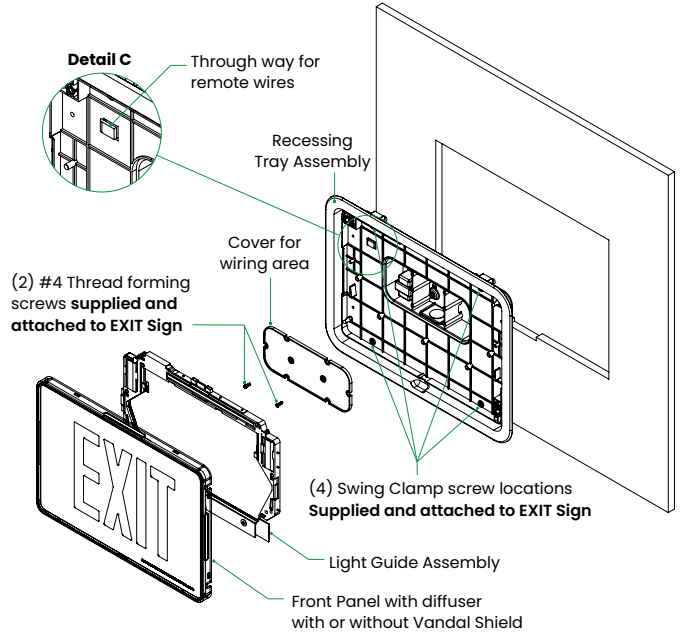


**RECESSED WALL MOUNTING DETAILS**

**CONSTRUCTION VIEW**



**CONSTRUCTION DIAGRAM**



**SURFACE MOUNTING DETAILS**

**CONSTRUCTION VIEW**

