

LIFELINE LEX

Self-Luminous Tritium Exit Sign

The Lifeline LEX Series provides a contemporary design in a rugged housing with hidden, tamper resistant wall mounting hardware. The LEX Series requires no electricity, no maintenance and is recyclable at the end of it's useful life of up to 20 years. The LEX Series is an energy efficient, sustainable solution for "green buildings."



CONSTRUCTION

- Available in service life ratings of 10, or 20 years
- Suitable for use in hazardous atmospheres and damp locations.
- Operating temperature range -55°C to 80°C
- 100% reliable maintenance free and always on
- 6" high letters with 3/4" stroke available with Red, Green or Black background
- Optional vandal resistant security cover
- Sustainable design and fully recyclable at the end of its useful life
- Rugged thermoplastic ABS injection molded housing with tamper resistant finishing bezel
- Sealed internal construction prevents unauthorized access to light tubes
- Field selectable chevron directional indicators
- Heavy-duty universal mounting bracket supplied with mounting hardware
- Suitable for wall, ceiling, end mount or optional pendant mounting

ELECTRICAL

- Non-electrical internally illuminated by sealed tritium gas light source

ILLUMINATION

- Green light output for maximum visibility in emergency conditions
- 125 foot visibility rating
- Requires no external light source, electrical power, wiring or batteries

CERTIFICATION

- Meets NEC Article 500, Class I, II, and III conditions
- Approved and listed by Underwriters Laboratories to UL 924 and British Standard 5499 PT2
- Meets the requirements of NFPA 101 Life Safety Code
- Trade Agreements Act compliant

WARRANTY

- Limited warranty for the rated life of the sign - view complete warranty terms online at www.evenlite.com/terms-warranty.

ORDERING GUIDE

LEX-10-1-G-W-PA

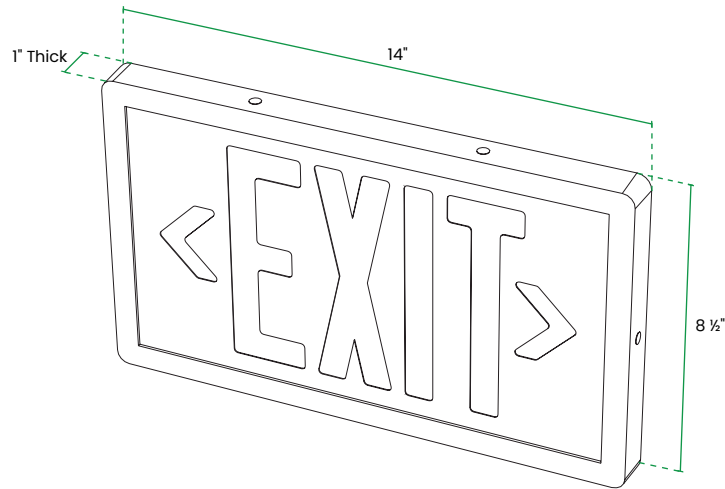
MODEL	OPERATION	NO. OF FACES	FACE COLOR	BODY COLOR	OPTIONS
LEX	10 10 Years	1 Single Face	R Red	W White	VS Polycarbonate Vandal Shield with Torx Head Screws
	20 20 Years	2 Double Face	G Green	B Black	PA 12" Swivel Pendant
			B Black		PB 24" Swivel Pendant
LEX					PC 36" Swivel Pendant
					PD 48" Swivel Pendant

Fill in fields from categories above and complete type and part number.

Type No:

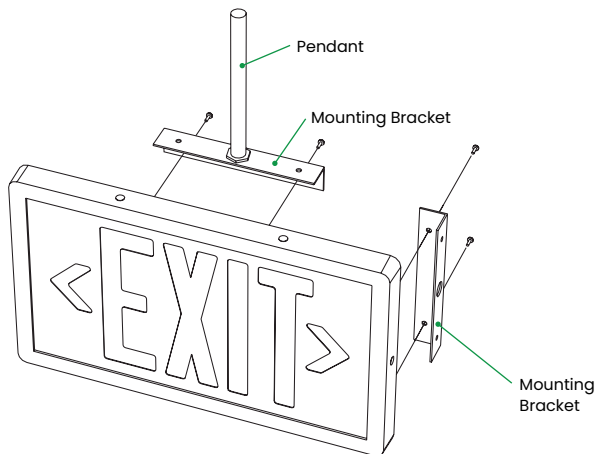
Full Part No:

DIMENSIONS

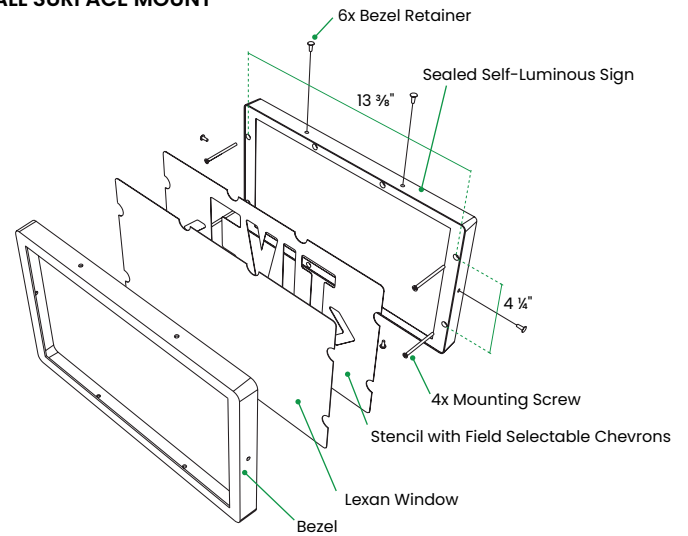


MOUNTING

EDGE OR PENDANT MOUNT



WALL SURFACE MOUNT



ADDITIONAL IMAGES



SIGN IN LIT ENVIRONMENT



SIGN IN DARK ENVIRONMENT



VS OPTION